



REPUBLIC OF BULGARIA
MINISTRY OF FINANCE

GOVERNMENT DEBT
MANAGEMENT

MONTHLY BULLETIN

DECEMBER 2009

REPUBLIC OF BULGARIA
MINISTRY OF FINANCE

**GOVERNMENT DEBT
MANAGEMENT**

DECEMBER 2009

ISSN 1311 – 0047

This issue includes materials and data received prior to 21 January 2010.

The contents of the *Government Debt Management* bulletin may be quoted or reproduced without further permission. Due acknowledgment is requested.

Published by the Ministry of Finance, Government Debt and Financial Markets Directorate,
tel. 9859 2497, 9859 2452.

Website: www.minfin.bg

Ministry of Finance address in Reuters: MFBG01

Subscriptions: tel. 9145 1351

Computer typeset: Publications Division of the Bulgarian National Bank.
Printed and bound in the BNB Printing Centre.

CONTENTS

1	Government Securities Issues	5
2	Domestic Government Debt Dynamics	12
3	External Government Debt Dynamics	20
4	Government Debt Structure	24
5	Government Guaranteed Debt Structure	31
6	Municipal Debt and Social Security Funds Debt Structure	35
7	Consolidated Government Debt Amount	37
	Appendices	39

Abbreviations

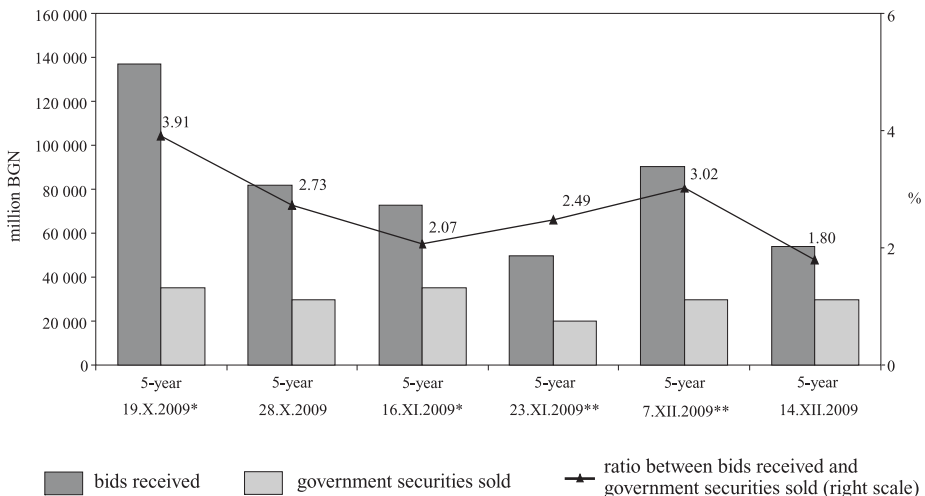
AEAF	–	<i>Agency for Economic Analyses and Forecasts</i>
BGN	–	<i>The abbreviation of the Redenominated Bulgarian Lev</i>
BIR	–	<i>Base Interest Rate</i>
BNB	–	<i>Bulgarian National Bank</i>
CM	–	<i>Council of Ministers</i>
CMD	–	<i>Council of Ministers Decree</i>
CSB	–	<i>Consolidated State Budget</i>
EBRD	–	<i>European Bank for Reconstruction and Development</i>
EIB	–	<i>Economic and Investment Bank</i>
GDP	–	<i>Gross Domestic Product</i>
GS	–	<i>Government Securities</i>
IMF	–	<i>International Monetary Fund</i>
JBIC	–	<i>Japan Bank for International Cooperation</i>
LBNB	–	<i>Law on the Bulgarian National Bank</i>
MF	–	<i>Ministry of Finance</i>
SBL of RB	–	<i>State Budget Law of the Republic of Bulgaria</i>
SDR	–	<i>Special Drawing Rights</i>
TFP	–	<i>Transitional and Final Provisions</i>
ZUNK	–	<i>Bulgarian abbreviation of the Law on Settlement of Nonperforming Credits Negotiated prior to 30 September 1990 (LSNC)</i>

In December the Ministry of Finance issued through auctions organized by the BNB two government securities issues under Ordinance No. 5, including one medium-term treasury bonds issue with original maturity of up to five years and residual term to maturity as of the date of opening of two years and one month (No. BG2030007111) and one medium-term (5-year) treasury bond tap issue (BG2030009117).

At the auctions primary dealers' bids totalled BGN 144,600.0 thousand: BGN 90,550.0 thousand for five-year government securities (BG2030007111), BGN 54,050.0 thousand for five-year government securities (No. BG2030009117) (Chart 1). Approved bids totalled BGN 60,000.0 thousand in nominal value: BGN 30,000.0 thousand for five-year government securities (BG2030007111) and BGN 30,000.0 thousand for five-year government securities (No. BG2030009117) (Charts 1 and 5). Bid-to-cover ratio of the issues sold in December accounted for 2.41: five-year issues (BG2030007111) at 3.02 and five-year issues (BG2030009117) at 1.80 (see the appendices).

Chart 1

Bids Received and Government Securities Sold at Auctions

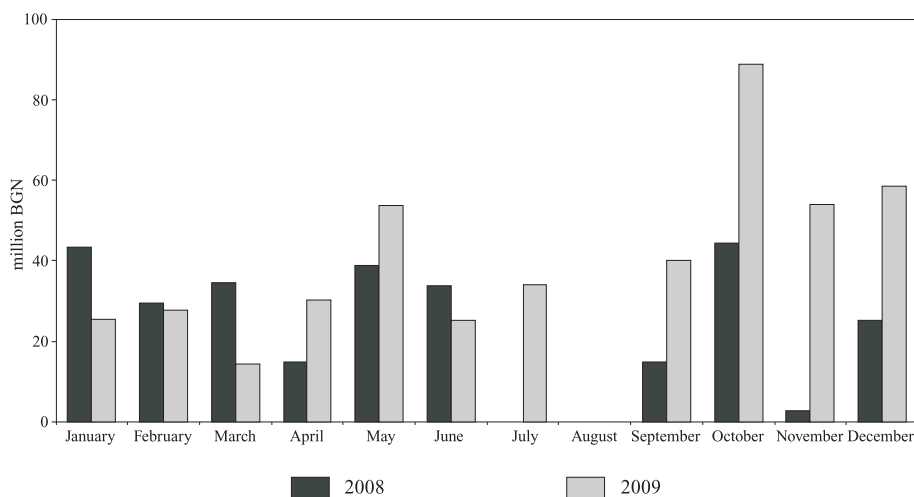


Notes: The five-year government securities issues are tap issues. The above dates indicate the auction dates.

*The issue is with an original maturity of five years; its residual maturity is approximately one year and three months as of 19 October 2009 and about one year and two months as of 16 November 2009.

**The issue is with an original maturity of five years; its residual maturity is approximately two years and two months as of 23 November 2009 and about two years and one month as of 7 December 2009.

Sales of Government Securities Issues



Government securities issued in December increased by BGN 33.5 million on the same period of 2008 (Chart 2).

In the review period the yield attained in the primary market broadly reflected demand and preferences in the government securities market of instruments with a range of maturities. The yield of five-year government securities (BG2030007111) decreased by 7 basis points compared with the previous opening of the issue in November, reaching 4.10 per cent. The five-year tap bonds (BG2030009117) showed the same trend. In particular, the yield in December reached 4.90 per cent, down 20 basis points (Charts 3, 4 and 5).

Prices of Issues Sold per BGN 100 Nominal Value

NOVEMBER 2009

	5-year* BG2030006113	5-year** BG2040007111
Minimum	98.95	99.62
Average-weighted	99.06	99.75
Maximum	99.31	100.00

*The issue is with an original maturity of five years; its residual maturity is one year and two months as of 16 November 2009.

**The issue is with an original maturity of five years; its residual maturity is two years and two months as of 23 November 2009.

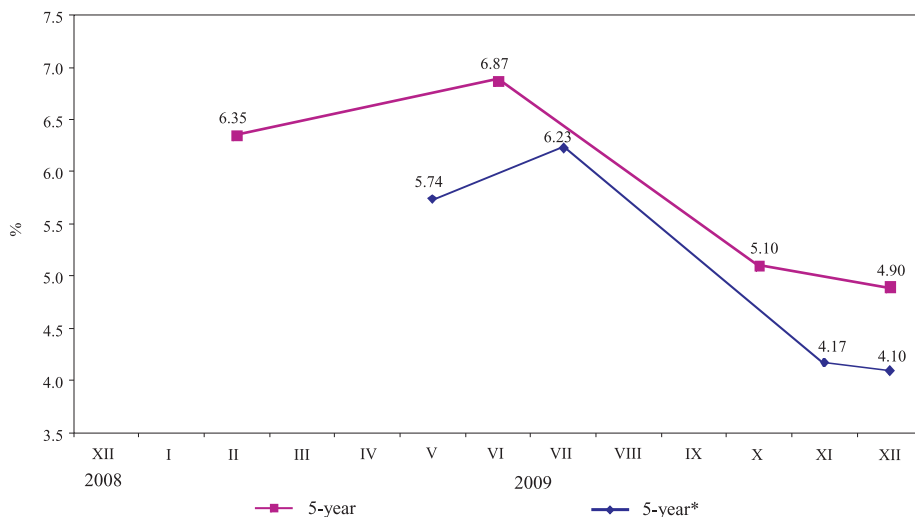
DECEMBER 2009

	5-year* BG2030007111	5-year BG2030009117
Minimum	90.65	98.06
Average-weighted	99.89	98.52
Maximum	100.08	99.40

*The issue is with an original maturity of five years; its residual maturity is two years and one month as of 7 December 2009.

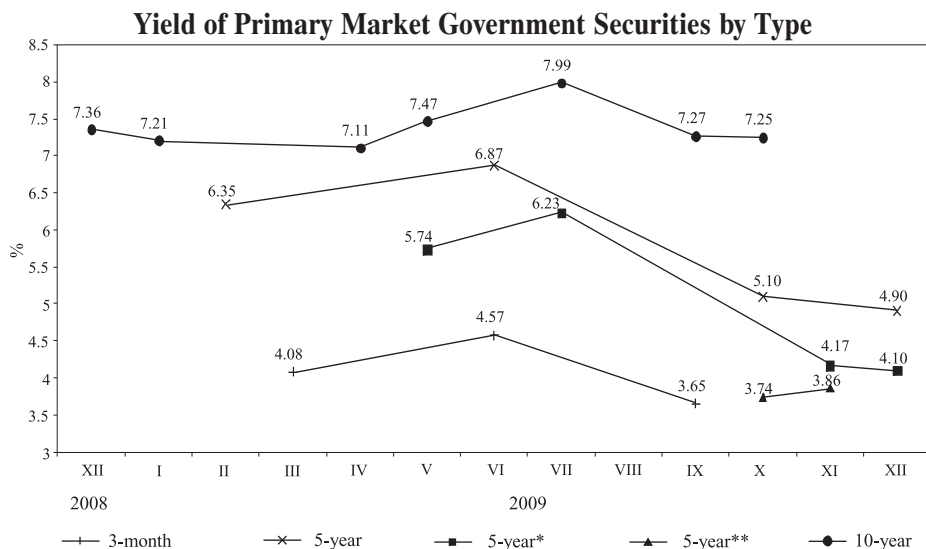
Chart 3

Dynamics of the Average Annual Yield of Primary Market Government Securities



*The issue is with an original maturity of five years (BG2030007111); its residual maturity is approximately two years and one month as of 7 December 2009.

Chart 4



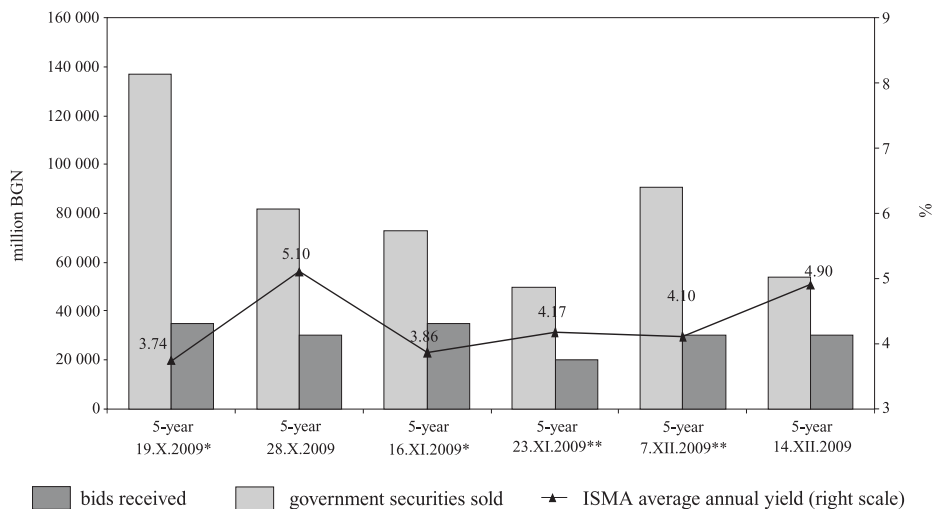
Note: Yield on an effective annual basis.

*The issue is with an original maturity of five years; its residual maturity is approximately two years and one month as of 7 December 2009.

**The issue is with an original maturity of five years; its residual maturity is approximately one year and two months as of 16 November 2009.

Chart 5

Yield and Sales of Government Securities

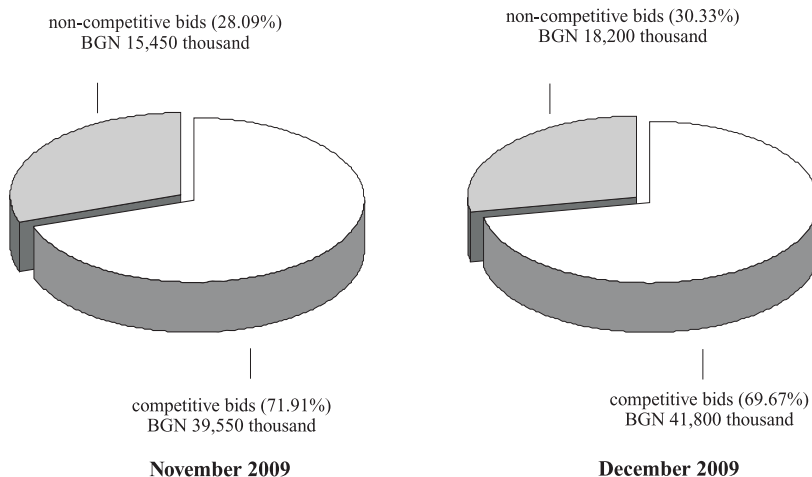


Notes: The five-year government securities issues are tap issues. The above dates indicate the auction dates.

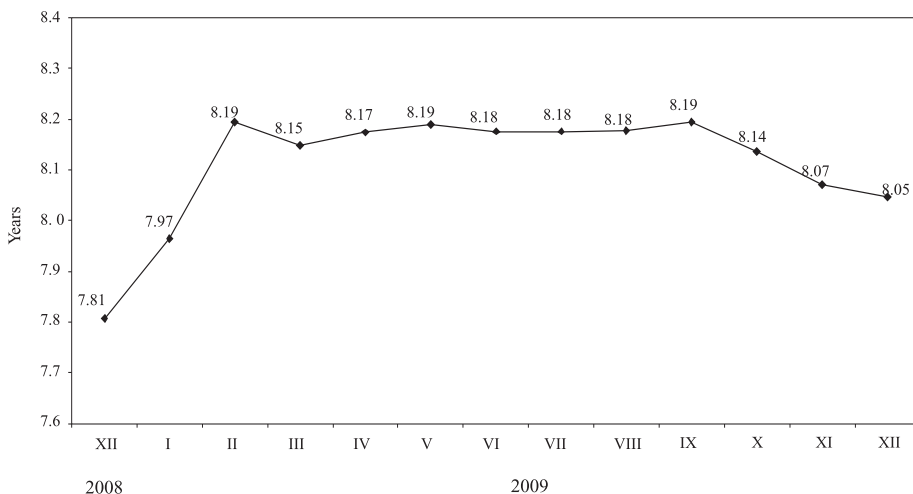
*The issue is with an original maturity of five years; its residual maturity is approximately one year and three months as of 19 October 2009 and approximately one year and two months as of 16 November 2009.

**The issue is with an original maturity of five years; its residual maturity is approximately two years and two months as of 23 November 2009 and approximately two years and one month as of 7 December 2009.

Government Securities Bought in the Primary Market through Competitive and Non-competitive Bids

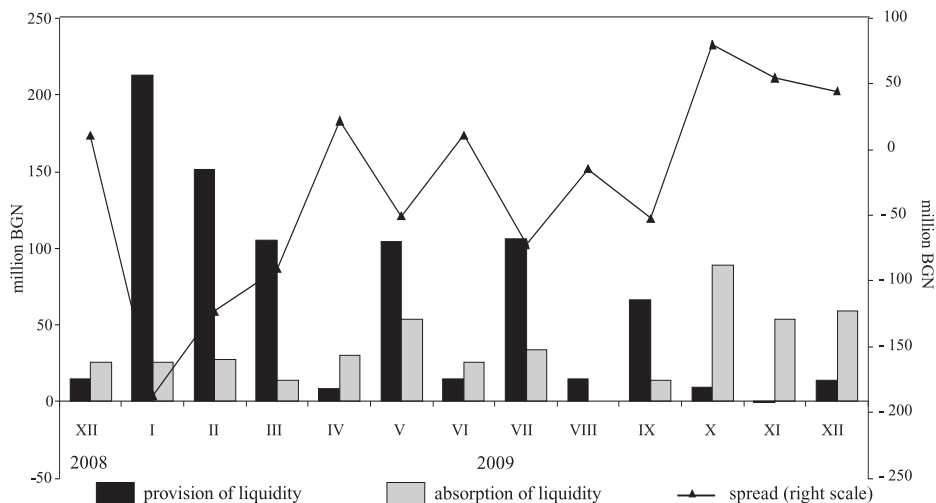


Average Term of Outstanding Government Securities Issues by Year



Note: The average term is calculated on the basis of the maturity structure of issued government securities.

Liquidity Provision and Absorption through Government Securities Maturities and Issues



Pending Payments on Government Securities in February 2010

(BGN'000)

Government securities	Monday	Tuesday	Wednesday	Thursday	Friday
	1	2	3	4	5
Bills				2097.10	108 109.73
Bonds		259.74			
Target issues					
	8	9	10	11	12
Bills				1915.62	
Bonds	152 873.42				
Target issues					
	15	16	17	18	19
Bills				2586.75	
Bonds		101 890.41			
Target issues					
	22	23	24	25	26
Bills					
Bonds	1816.81				
Target issues					

Note: When the payment day is not a business day, payment is effected on the following business day.

Calendar of Government Securities Issues in February 2010

(BGN)

Auction date	Issue date	Maturity date	Issue term	Currency	Scheduled volume	Scheduled volume (BGN)
01.02.2010	03.02.2010	03.08.2012	two years and six months	EUR	25 000 000	48 895 750
15.02.2010	17.02.2010	17.02.2017	seven years	BGN	35 000 000	35 000 000
22.02.2010	13.01.2010	13.07.2020	ten years and six months	BGN	30 000 000	30 000 000
TOTAL Bonds						113 895 750 113 895 750

Note: The Ministry of Finance is entitled to make relevant adjustments in the calendar where necessary.

By end-December 2009 domestic government debt totalled BGN 3,009,459.3 thousand in nominal terms. The share of government securities issues was 89.9 per cent of total debt (BGN 2,705,332.6 thousand) and that of government securities issued for structural reform 10.1 per cent (BGN 304,126.7 thousand, Chart 9).

Government securities issued since early 2009 amounted to BGN 488,743.0 thousand. Redeemed government securities accounted for BGN 519,320.1 thousand. As a result of government securities issued and payments effected over the review month, the share of five-year government securities in the maturity structure of government securities issues increased to 29.9 per cent at the expense of the other types of government securities whose shares contracted (Chart 10). The average-weighted maturity of government securities issues was eight years and one month. Government securities issued for structural reform amounted to BGN 304,126.7 thousand by the end of the review month.

The debt currency structure experienced a slight change in December (Chart 11). The shares of government securities in levs and US dollars increased to 76.7 per cent and 4.5 per cent respectively, while the share of government securities in euro decreased to 18.8 per cent on the previous month. Short-term government securities were repaid over the reviewed month. Long-term government securities decreased slightly to 68.2 per cent at the expense of medium-term government securities which increased to 31.8 per cent (Chart 12). Government securities with fixed interest coupons comprised 89.9 per cent and those with floating interest coupons 10.1 per cent. Compared with the previous month, the volume of debt with a residual term from one to five years accounted for 35.0 per cent, while those with residual terms of up to one year and from five to ten years posted a decline to 18.6 per cent and 46.4 per cent (Chart 14).

Since early-2009 interest and discounts paid on government securities issued in the domestic market totalled BGN 140,980.4 thousand, including BGN 128,155.8 thousand on government securities issues, or 90.9 per cent of the total repaid interest and discounts (Chart 16). Interest paid on ten-year bonds occupied the largest share at 37.9 per cent, followed by interest payments on seven-year bonds at 27.3 per cent (Chart 15).

Domestic Government Debt

(BGN'000)

Structure	Amount as of 31 Dec. 2008	Change in 2009		Amount as of 31 Dec. 2009
		increase	decrease	
I. DEBT ON GOVERNMENT SECURITIES ISSUES				
1. Government securities issued in 2002	324 920.0	-	240 000.0	84 920.0
1.1. Long-term	324 920.0	-	240 000.0	84 920.0
7-year	240 000.0	-	240 000.0	-
10-year	84 920.0	-	-	84 920.0
2. Government securities issued in 2003	605 945.2	-	-	605 945.2
2.1. Long-term	605 945.2	-	-	605 945.2
7-year	310 362.2	-	-	310 362.2
EUR-denominated (lev equivalent)	205 362.2	-	-	205 362.2
10-year	100 000.0	-	-	100 000.0
15-year	195 583.0	-	-	195 583.0
EUR-denominated (lev equivalent)	195 583.0	-	-	195 583.0
3. Government securities issued in 2004	268 269.1	-	108 269.1	160 000.0
3.1. Medium-term	108 269.1	-	108 269.1	-0.0
5-year	108 269.1	-	108 269.1	-0.0
EUR-denominated (lev equivalent)	8 269.1	-	8 269.1	-0.0
3.2. Long-term	160 000.0	-	-	160 000.0
7-year	80 000.0	-	-	80 000.0
10-year	80 000.0	-	-	80 000.0
4. Government securities issued in 2005	250 745.5	-	78.0	250 667.4
4.1. Medium-term	100 745.5	-	78.0	100 667.4
5-year	100 745.5	-	78.0	100 667.4
EUR-denominated (lev equivalent)	745.5	-	78.0	667.4
4.2. Long-term	150 000.0	-	-	150 000.0
10-year	150 000.0	-	-	150 000.0
5. Government securities issued in 2006	452 730.0	35 000.0	127 730.0	360 000.0
5.1. Medium-term	282 730.0	35 000.0	127 730.0	190 000.0
3-year	127 730.0	-	127 730.0	-
5-year	155 000.0	35 000.0	-	190 000.0
5.2. Long-term	170 000.0	-	-	170 000.0
10-year	170 000.0	-	-	170 000.0
6. Government securities issued in 2007	580 000.0	95 000.0	-	675 000.0
6.1. Medium-term	330 000.0	95 000.0	-	425 000.0
3-year	150 000.0	-	-	150 000.0
5-year	180 000.0	95 000.0	-	275 000.0
6.2. Long-term	250 000.0	-	-	250 000.0
10-year	250 000.0	-	-	250 000.0
7. Government securities issued in 2008	253 300.0	-	-	253 300.0
7.1. Medium-term	84 800.0	-	-	84 800.0
5-year	84 800.0	-	-	84 800.0
7.2. Long-term	168 500.0	-	-	168 500.0
10-year	168 500.0	-	-	168 500.0
8. Government securities issued in 2009	-	358 743.0	43 243.0	315 500.0
8.1. Short-term	-	43 243.0	43 243.0	-
3-month	-	43 243.0	43 243.0	-
8.2. Medium-term	-	158 000.0	-	158 000.0
5-year	-	158 000.0	-	158 000.0
8.3. Long-term	-	157 500.0	-	157 500.0
10-year	-	157 500.0	-	157 500.0
TOTAL (I)	2 735 909.7	488 743.0	519 320.1	2 705 332.6

(continued)

(continued)

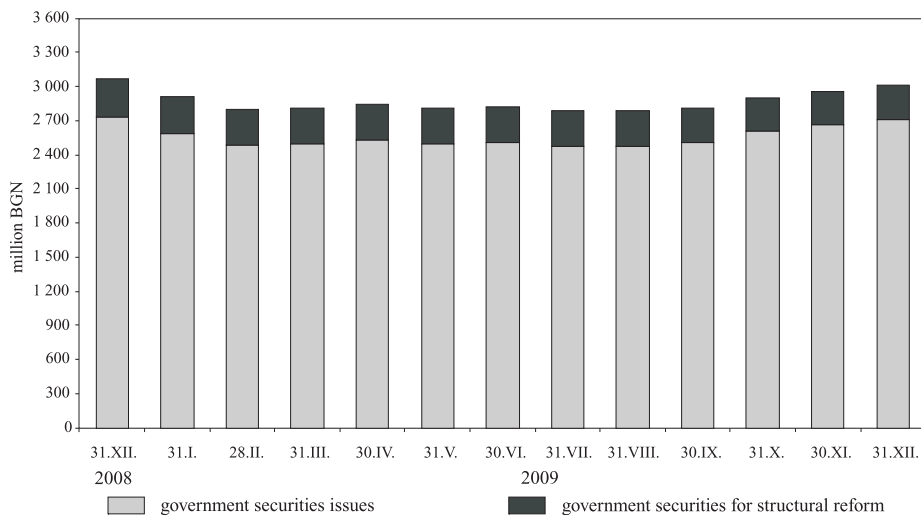
(BGN'000)

Structure	Amount as of 31 Dec. 2008	Change in 2009		Amount as of 31 Dec. 2009
		increase	decrease	
II. DEBT ON GOVERNMENT SECURITIES ISSUED FOR STRUCTURAL REFORM				
1. Long-term government bonds issued pursuant to CM Decree No. 244 of 1991	825.5	-	275.2	550.4
2. Long-term government bonds issued pursuant to CM Decree No. 234 of 1992	1 144.6	-	127.2	1 017.5
3. Long-term government bonds issued pursuant to Articles 4 and 5 of ZUNK of 1993 in BGN	4 306.3	-	430.6	3 875.6
denominated in USD	108 779.3		9 889.0	98 890.3
lev equivalent	150 910.6			134 895.2
denominated in EUR	91 884.0	-	8 353.1	83 530.9
lev equivalent	179 709.4			163 372.2
4. Long-term government bonds issued pursuant to CM Decree No. 3 of 1994	462.0	-	46.2	415.8
TOTAL (II)	337 358.5			304 126.7
DOMESTIC GOVERNMENT DEBT, TOTAL	3 073 268.2			3 009 459.3

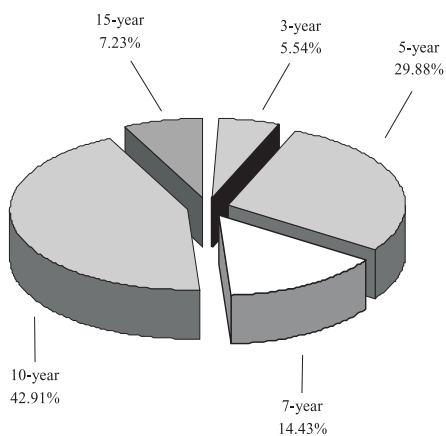
Notes: 1. Data at nominal value.

2. The lev equivalent of the debt denominated in foreign currency is based on BNB exchange rate of the relevant currency against the lev for the last business day of the respective period.

Changes in Domestic Government Debt

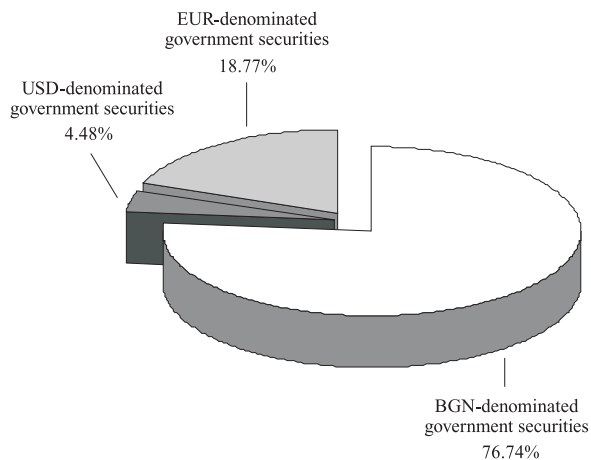


Outstanding Government Securities Issues as of 31 December

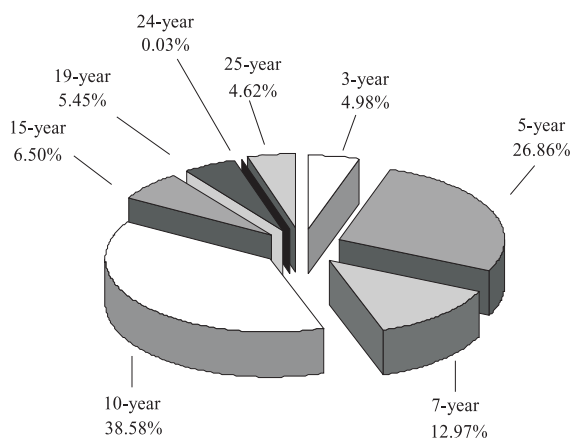


Note: The average-weighted maturity of government securities issues is eight years and one month.

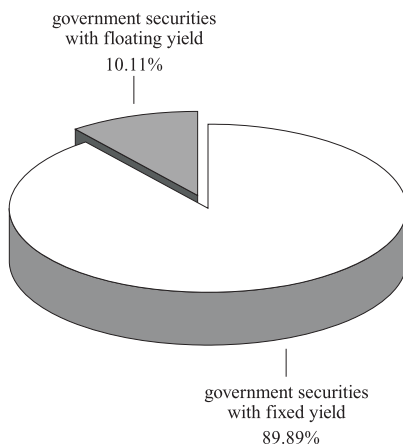
Currency Structure of Outstanding Government Securities as of 31 December



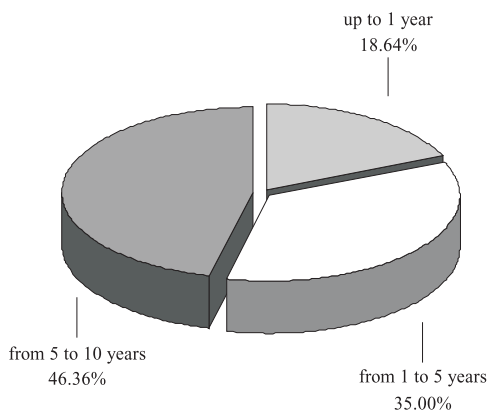
Maturity Structure of Outstanding Government Securities as of 31 December



Shares of Outstanding Government Securities with Fixed and Floating Yield as of 31 December



Residual Maturity of Domestic Government Debt as of 31 December

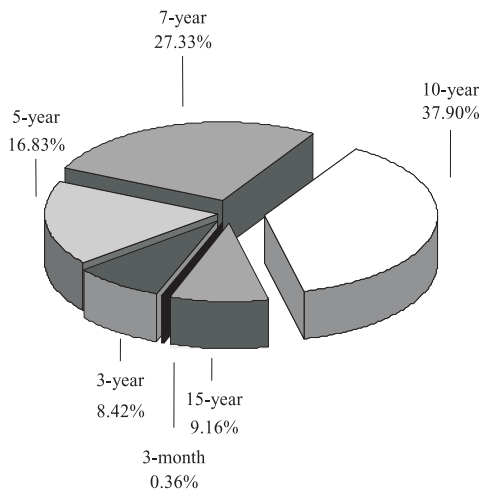


Expenditure on Domestic Debt between 1 January and 31 December 2009

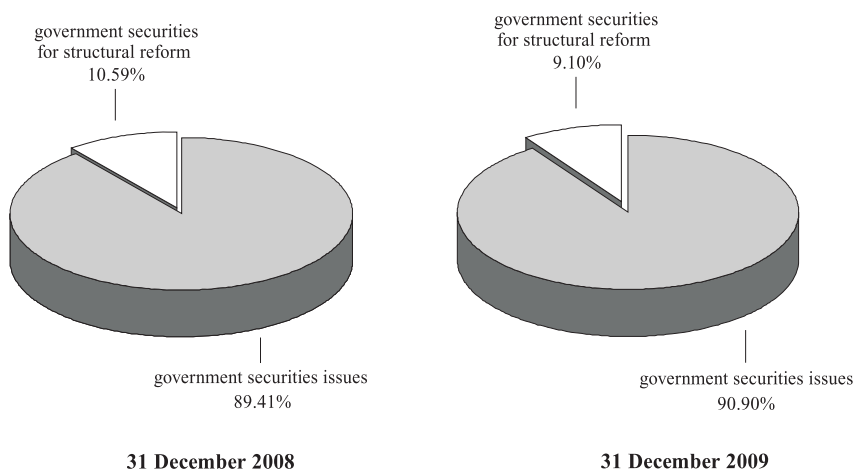
(BGN'000)

Debt structure	Amount of repaid interest (discount)
I. DEBT ON GOVERNMENT SECURITIES ISSUES	
1. Government securities issued in 2002	19 629.2
1.1. Long-term	19 629.2
7-year	13 260.2
10-year	6 369.0
2. Government securities issued in 2003	36 323.4
2.1. Long-term	36 323.4
7-year	17 968.6
10-year	6 619.8
15-year	11 735.0
3. Government securities issued in 2004	11 263.5
3.1. Medium-term	3 314.5
5-year	3 314.5
3.2. Long-term	7 949.0
7-year	3 794.8
10-year	4 154.3
4. Government securities issued in 2005	10 151.7
4.1. Medium-term	3 785.5
5-year	3 785.5
4.2. Long-term	6 366.2
10-year	6 366.2
5. Government securities issued in 2006	15 101.8
5.1. Medium-term	9 160.0
3-year	5 100.9
5-year	4 059.1
5.2. Long-term	5 941.8
10-year	5 941.8
6. Government securities issued in 2007	23 073.9
6.1. Medium-term	12 463.5
3-year	5 692.1
5-year	6 771.4
6.2. Long-term	10 610.4
10-year	10 610.4
7. Government securities issued in 2008	11 171.1
7.1. Medium-term	3 599.0
5-year	3 599.0
7.2. Long-term	7 572.1
10-year	7 572.1
8. Government securities issued in 2009	1 441.2
8.1. Short-term	455.3
3-month	455.3
8.2. Medium-term	43.7
5-year	43.7
8.3. Long-term	942.2
10-year	942.2
TOTAL (I)	128 155.8
II. DEBT ON GOVERNMENT SECURITIES ISSUED FOR STRUCTURAL REFORM	
A. Debt on government securities issued to settle non-performing	
loans of state-owned companies to banks	
1. Bonds issued pursuant to CM Decree No. 244 of 1991	36.8
2. Bonds issued pursuant to CM Decree No. 234 of 1992	50.7
3. Bonds issued pursuant to Articles 4 and 5 of ZUNK of 1993	12 723.9
lev bonds	214.7
USD-denominated bonds (in BGN at the current exchange rate)	4 402.2
EUR-denominated bonds (in BGN at the fixed exchange rate)	8 107.0
4. Bonds issued pursuant to CM Decree No. 3 of 1994	13.1
Total (A)	12 824.6
TOTAL (II)	12 824.6
EXPENDITURE ON GOVERNMENT DOMESTIC DEBT, TOTAL	140 980.4

Structure of Expenditure on Government Securities Issues as of 31 December



Structure of Expenditure on Domestic Government Debt



By end-December external government debt totalled EUR 3289.8 million in nominal terms.

External financing since the beginning of 2009 amounted to BGN 635,763.4 thousand, while payments on the debt totalled BGN 630,038.0 thousand, including principal payments of BGN 271,705.5 thousand and interest payments of BGN 358,332.5 thousand. The bulk of payments was made on government investment loans (BGN 105,835.0 thousand), followed by those to the World Bank (BGN 53,931.3 thousand). Interest was paid mainly on bonds (BGN 249,159.8 thousand), on government investment loans (BGN 54,257.2 thousand) and World Bank loans (BGN 41,915.3 thousand).

In December slight changes occurred in the debt currency structure as a result of utilized amounts and effected payments. The USD-denominated debt posted an increase on the previous month, accounting for 24.3 per cent. The ratio of the debt in euro and in other currencies showed a slight decrease on the previous month, reaching by end-December 71.6 per cent and 4.1 per cent respectively. The debt interest rate structure also changed. Debt with floating interest rates reached 30.8 per cent and that with fixed interest rates 69.2 per cent. The average-weighted residual term to maturity of the external debt was eight years and five months.

In the structure of the external debt by type of creditor, *other bonds* (global bonds and Eurobonds) occupied the largest share at 47.9 per cent, followed by obligations to the World Bank at 24.1 per cent and government investment loans at 23.4 per cent. Obligations to the European Union accounted for 0.5 per cent and to the Paris Club 3.4 per cent.

External Government Debt

(million EUR)

Structure	2009												
	as of 31.XII. 2008	as of 31.I. 2009	as of 29.II. 2009	as of 31.III. 2009	as of 30.IV. 2009	as of 31.V. 2009	as of 30.VI. 2009	as of 31.VII. 2009	as of 31.VIII. 2009	as of 30.IX. 2009	as of 31.X. 2009	as of 30.XI. 2009	as of 31.XII. 2009
I. Bonds	1 736.7	1 826.8	1 840.3	1 790.2	1 792.6	1 736.7	1 587.1	1 586.9	1 579.6	1 560.4	1 552.5	1 541.6	1 576.1
II. Credits	1 533.5	1 555.5	1 541.7	1 525.5	1 628.9	1 617.3	1 747.4	1 745.6	1 743.8	1 724.8	1 718.7	1 739.7	1 713.6
1. Paris Club	125.9	125.9	125.9	119.6	119.6	119.6	119.6	119.6	119.6	113.3	113.3	113.3	113.3
2. World Bank	574.2	577.5	575.2	564.3	666.1	665.1	810.4	810.4	810.8	802.2	797.2	798.2	793.6
2.1. World Bank	543.9	543.9	543.9	534.8	636.5	636.5	783.3	783.3	783.3	774.2	769.9	769.9	767.3
2.2. JBTC (JEXIM)	30.3	33.6	31.4	29.5	29.6	28.6	27.1	27.1	27.6	28.0	27.3	28.3	26.2
3. European Union	40.0	40.0	40.0	40.0	40.0	40.0	40.0	40.0	40.0	25.0	25.0	25.0	15.0
4. Other	19.0	19.0	19.0	19.0	19.0	19.0	12.6	12.6	12.6	12.6	12.6	12.6	6.3
5. Government investment loans	756.9	775.3	765.6	766.9	768.4	758.1	749.2	747.4	747.1	758.1	757.1	777.1	771.9
5.1. World Bank	208.7	211.0	211.2	211.3	212.4	212.6	210.4	211.3	212.4	212.0	214.5	214.5	210.5
5.2. European Investment Bank	382.4	383.8	383.1	391.8	391.5	386.3	382.7	379.9	378.3	388.5	387.7	404.5	406.8
5.3. EBRD	0.7	0.8	0.8	0.7	0.7	0.5	0.5	0.5	0.5	0.5	0.5	0.3	0.3
5.4. Other	165.1	179.7	170.5	163.1	163.8	158.6	155.6	155.6	155.9	157.2	154.3	157.7	154.2
6. Called government guarantees	17.5	17.9	16.0	15.8	15.8	15.6	15.6	15.6	13.6	13.5	13.5	13.4*	13.6
6.1. World Bank	17.5	17.9	16.0	15.8	15.8	15.6	15.6	15.6	13.6	13.5	13.5	13.4	13.6
EXTERNAL GOVERNMENT DEBT	3 270.2	3 382.4	3 382.0	3 315.7	3 421.5	3 354.0	3 334.5	3 332.5	3 323.4	3 285.2	3 271.2	3 281.2	3 289.8

Notes: 1. Debt reported at nominal value.

2. Debt recalculation in US dollars and in euro is based on BNB exchange rates of the relevant currencies against the Bulgarian lev valid for the last business day of each period.

3. Preliminary data for the last month.

* Revised data.

New External Financing and External Government Debt Payments as of 31 December

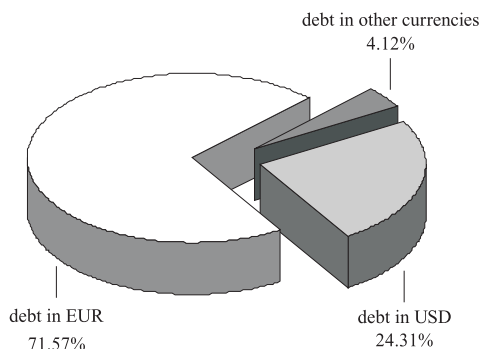
(BGN'000)

Structure	Received loans (tranches)	Payments, incl.	
		installments	interest
External government debt	635 763.4	271 705.5	358 332.5
I. Bonds	-	-	249 159.8
II. Loans	635 763.4	271 705.5	109 172.7
1. Paris Club	-	24 628.6	8 164.4
2. World Bank	490 913.3	59 605.6	41 915.3
2.1. World Bank	490 913.3	53 931.3	40 599.2
2.2. JBIC (JEXIM)	-	5 674.3	1 316.1
3. G24	-	-	-
4. European Union	-	48 895.8	2 483.4
5. Other	-	24 711.4	906.0
6. Government investment loans	144 850.0	105 835.0	54 257.2
6.1. World Bank	32 898.4	29 523.0	11 470.3
6.2. European Investment Bank	107 570.7	59 091.1	32 913.4
6.3. EBRD	-	675.4	36.7
6.4. Other	4 381.0	16 545.5	9 836.8
7. Called government guarantees	-	8 029.2	1 446.5
7.1. World Bank	-	8 029.2	1 446.5
7.2. European Investment Bank	-	-	-
7.3. Other	-	-	-

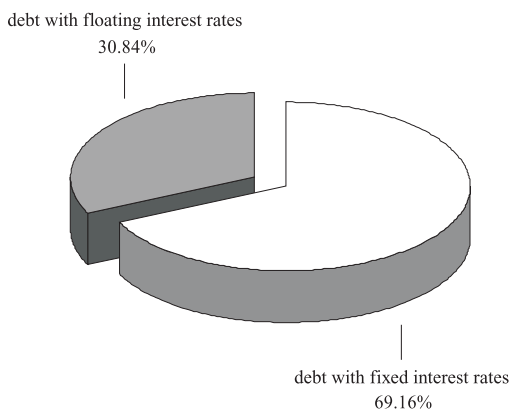
Notes: 1. Lev equivalence of the new external financing received and payments effected is calculated on the basis of BNB central exchange rates of the respective foreign currencies against the Bulgarian lev valid until 4.00 p.m. on the day of corresponding payment.
2. Preliminary data.

Chart 17

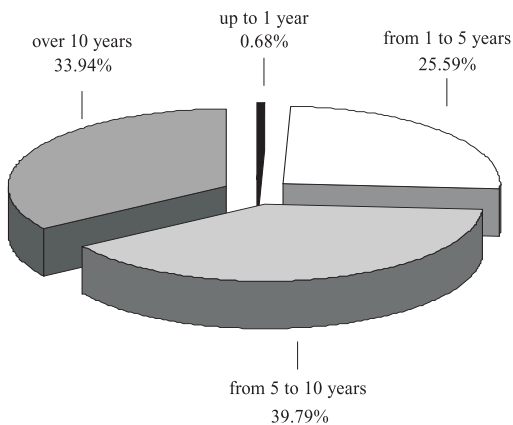
Currency Composition of the External Government Debt as of 31 December



Interest Rate Structure of the External Government Debt as of 31 December



Residual Maturity of the External Government Debt as of 31 December



Note: The average-weighted residual maturity of the external government debt is eight years and five months.

By end-December 2009 government debt totalled EUR 4828.5 million in nominal terms, including EUR 1538.7 million in domestic debt and EUR 3289.8 million in external debt. It rose by approximately EUR 34.7 million nominally compared with the value reported by the end of the previous month. The increase was mostly attributable to valuation adjustments.

By end-December the *government debt to GDP* ratio came to 14.8 per cent: up 0.1 percentage points on end-November (Chart 20). The values of this indicator for domestic government debt and external government debt accounted for 4.7 per cent and 10.1 per cent respectively.

Domestic government debt occupied 31.9 per cent and external government debt 68.1 per cent in the debt structure (Chart 21).

By end-December debt in US dollars reached 18.0 per cent, in euro 54.7 per cent, in levs 24.5 per cent and in other currencies 2.8 per cent (Chart 22).

In the structure of debt by type of creditor, *bonds* (global bonds and Euro-bonds) occupied the largest share at 32.6 per cent, followed by domestic debt (government securities) at 31.9 per cent, obligations to the World Bank at 16.4 per cent and government investment loans at 16.0 per cent (Chart 23).

By end-December the debt interest structure also experienced changes: debt with fixed interest rates reached 75.8 per cent and debt with floating interest rates comprised 24.2 per cent (Chart 24).

Government debt payments in December amounted to BGN 95.0 million (Chart 25). Since early 2009 payments in levs dominated the currency structure of debt payments (BGN 656.0 million), followed by payments in euro (recalculated in levs: BGN 482.6 million). Payments in US dollars totalled BGN 153.5 million (Chart 26).

Government Debt Amount

(million EUR)

Structure	as of 31.XII.	2009											
	2008	as of 31.I.	as of 29.II.	as of 31.III.	as of 30.IV.	as of 31.V.	as of 30.VI.	as of 31.VII.	as of 31.VIII.	as of 30.IX.	as of 31.X.	as of 30.XI.	as of 31.XII.
Domestic government debt	1 571.3	1 486.2	1 433.4	1 436.9	1 454.9	1 435.2	1 441.3	1 424.6	1 423.8	1 438.0	1 485.5	1 512.6	1 538.7
1. Debt on government securities issues	1 398.8	1 322.2	1 268.3	1 275.7	1 293.6	1 278.3	1 284.5	1 267.9	1 267.7	1 283.7	1 332.1	1 360.2	1 383.2
2. Government securities issued for structural reform	172.5	164.0	165.0	161.1	161.3	157.0	156.8	156.7	156.1	154.3	153.4	152.4	155.5
External government debt	3 270.2	3 382.4	3 382.0	3 315.7	3 421.5	3 354.0	3 334.5	3 332.5	3 323.4	3 285.2	3 271.2	3 281.2	3 289.8
1. Bonds	1 736.7	1 826.8	1 840.3	1 790.2	1 792.6	1 736.7	1 587.1	1 586.9	1 579.6	1 560.4	1 552.5	1 541.6	1 576.1
2. Loans	1 533.5	1 555.5	1 541.7	1 525.5	1 628.9	1 617.3	1 747.4	1 745.6	1 743.8	1 724.8	1 718.7	1 739.7	1 713.6
Government investment loans	756.9	775.3	763.1	768.0	768.4	758.1	749.2	747.3	747.1	758.1	757.1	777.1	771.9
Called government guarantees	17.5	17.9	16.0	15.8	15.8	15.6	15.6	15.6	13.6	13.5	13.5	13.4*	13.6
Debt, total	4 841.6	4 868.5	4 815.4	4 752.6	4 876.4	4 789.3	4 775.7	4 757.1	4 747.2	4 723.1	4 756.6	4 793.8	4 828.5
Debt/GDP (%)	14.2	14.9	14.8	14.6	15.0	14.7	14.7	14.6	14.6	14.5	14.6	14.7	14.8
Domestic government debt/GDP (%)	4.6	4.6	4.4	4.4	4.5	4.4	4.4	4.4	4.4	4.4	4.4	4.6	4.7
External government debt/GDP (%)	9.6	10.4	10.4	10.2	10.5	10.3	10.2	10.2	10.2	10.1	10.0	10.1	10.1

Notes: 1. Debt at nominal value.

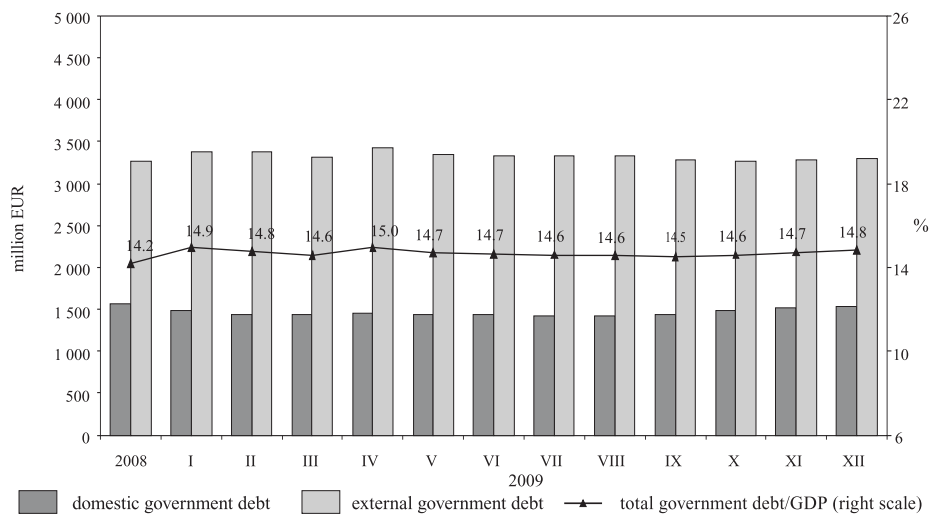
2. Revised GDP projection of AEAF for 2009; BGN 63,710.0 million. Revised GDP projection for 2008; BGN 66,728.1 million.

3. Debt recalculation in euro is based on BNB exchange rates of the relevant currencies against the Bulgarian lev valid for the last business day of each period.

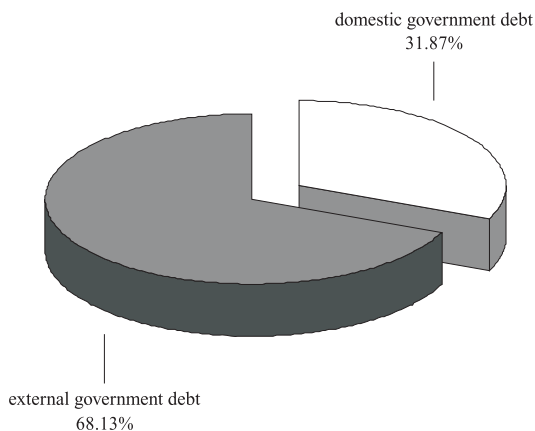
4. Preliminary data for the last month.

* Revised data.

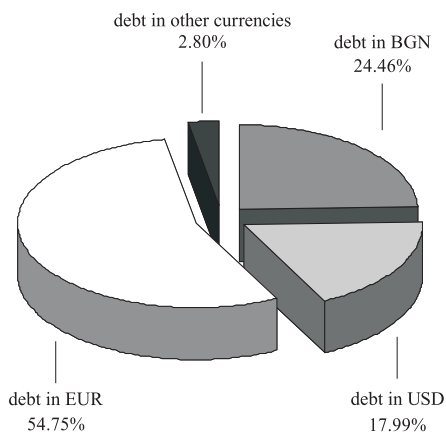
Dynamics of Domestic and External Government Debt



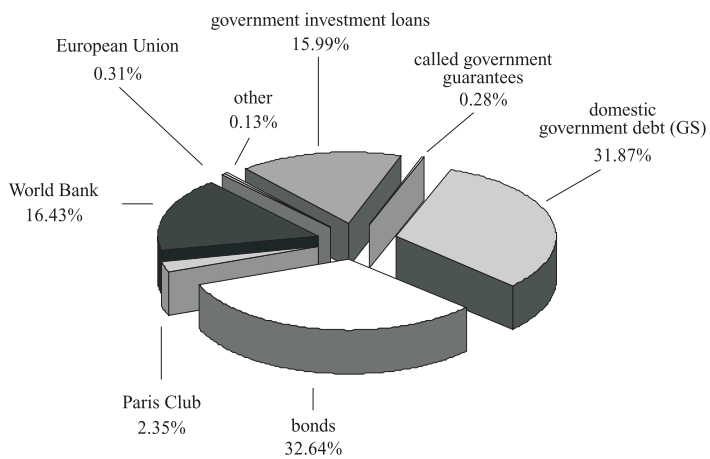
Government Debt Structure as of 31 December



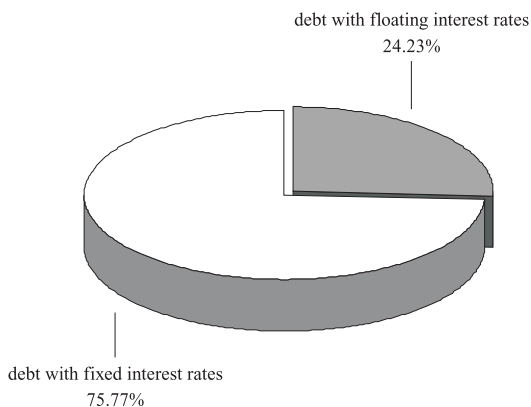
Government Debt Currency Structure as of 31 December



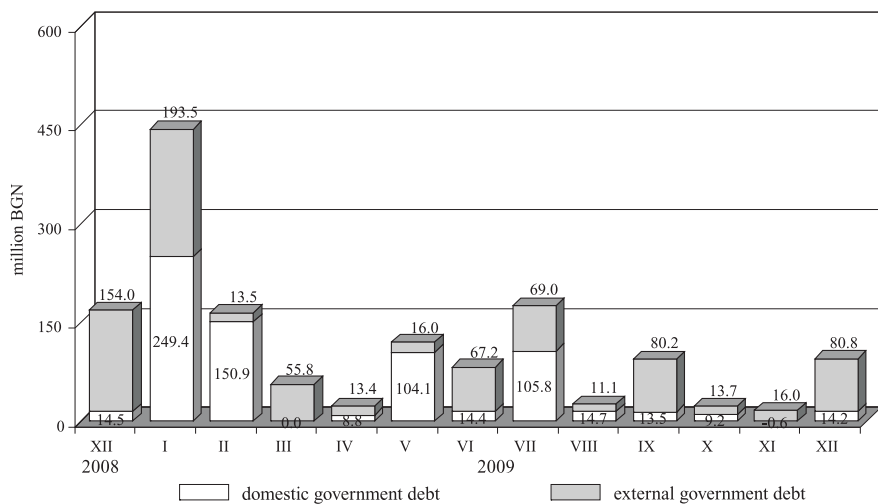
Government Debt Structure by Creditor as of 31 December

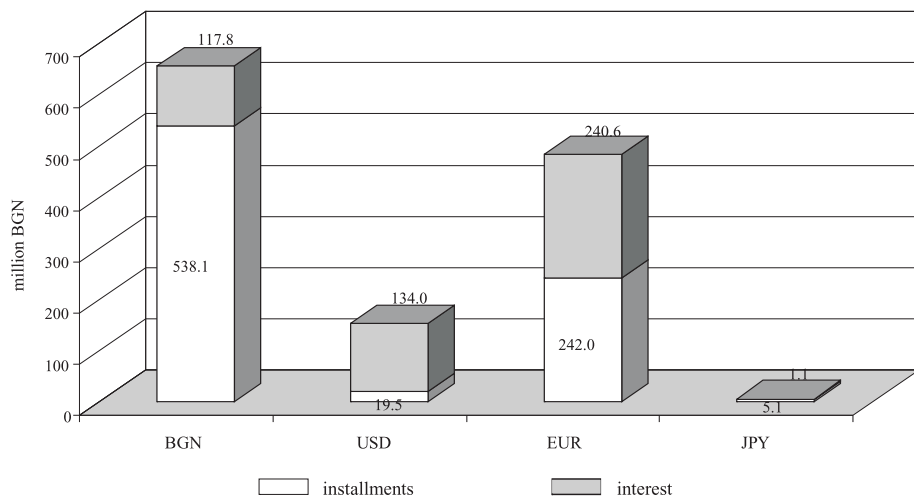


Government Debt Interest Rate Structure as of 31 December



Government Debt Payments



Government Debt Payments by Type of Currency as of 31 December

Government Securities Issued in Domestic Market and Held by Non-residents

(BGN'000)

Government securities type	31.XII.2008	31.III.2009	30.VI.2009	30.IX.2009	31.X.2009	30.XI.2009
Government securities issues	28 060.6	17 727.4	17 497.2	18 923.2	19 304.2	19 304.2
– in BGN	10 658.2	325.0	325.0	1 751.0	2 132.0	2 132.0
– in EUR	17 402.4	17 402.4	17 172.2	17 172.2	17 172.2	17 172.2
Government securities issued for structural reform	1 226.9	1 116.4	1 115.3	1 114.7	1 114.5	1 114.3
– in EUR	1 207.4	1 097.6	1 097.6	1 097.6	1 097.6	1 097.6
– in USD	19.5	18.8	17.7	17.1	16.9	16.7
Total	29 287.5	18 843.8	18 612.5	20 037.9	20 418.7	20 418.5

Government Securities Issued in International Markets and Held by Residents

(million EUR)

Government securities type	31.XII.2008	31.III.2009	30.VI.2009	30.IX.2009	31.X.2009	30.XI.2009
Eurobonds						
Global bonds	590.0	765.7	618.6	564.3	514.0	507.6
– in EUR	356.1	372.2	380.2	348.0	313.1	311.0
– in USD	234.0	393.5	238.4	216.3	200.8	196.6
Total	590.0	765.7	618.6	564.3	514.0	507.6

By end-December 2009 government guaranteed debt totalled EUR 612.0 million in nominal terms. It decreased by EUR 14.1 million nominally compared with the value reported by the end of the previous month. The decrease in government guaranteed debt was due mainly to the repayments over the review period.

The *government guaranteed debt to GDP* ratio retained its previous month's level of 1.9 per cent.

Amounts used since the beginning of 2009 came to BGN 98,412.4 thousand, while payments on the debt totalled BGN 164,388.1 thousand, including principal payments of BGN 124,421.1 thousand and interest payments of BGN 39,966.9 thousand.

The currency structure of government guaranteed debt experienced certain changes due to conducted operations. By end-December the share of euro-denominated debt reached 46.8 per cent, that in other currencies 46.7 per cent, and in US dollars 6.5 per cent (Chart 27).

By end-December the government guaranteed debt interest structure also experienced changes: debt with fixed interest rates reached 54.1 per cent and debt with floating interest rates comprised 45.9 per cent (Chart 28).

In the structure of government guaranteed debt by sector, *energy* occupied the largest share (70.1 per cent), followed by *transport* (20.8 per cent) and *other industries* (9.1 per cent, Chart 29).

Government Guaranteed Debt

(million EUR)

Structure	as of 31.XII 2008	2009										
	as of 31.I.	as of 29.II.	as of 31.III.	as of 30.IV.	as of 31.V.	as of 30.VI.	as of 31.VII.	as of 31.VIII.	as of 30.IX.	as of 31.X.	as of 30.XI.	as of 31.XII.
Government guaranteed debt	634.3	650.4	624.5	625.3	617.4	614.8	621.0	618.8	613.2	612.0	626.0	612.0
I. Domestic government guaranteed debt	-	-	-	-	-	-	-	-	-	-	-	-
II. External government guaranteed debt	634.3	650.4	624.5	625.3	617.4	614.8	621.0	618.8	613.2	612.0	626.0	612.0
1. World Bank	74.4	75.1	73.3	73.2	71.2	67.9	67.6	64.6	63.9	63.6	63.1	60.9
2. European Investment Bank	4.8	4.8	4.8	4.8	4.8	4.3	4.3	4.3	4.3	4.3	4.3	3.7
3. EBRD	41.4	40.7	38.3	36.5	36.2	36.2	36.2	35.7	33.6	31.9	31.9	32.0
4. Other	513.7	529.8	508.0	510.8	505.1	506.4	512.9	514.2	511.5	512.2	526.8	515.3
GOVERNMENT GUARANTEED DEBT/GDP (%)	1.9	2.1	2.0	1.9	1.9	1.9	1.9	1.9	1.9	1.9	1.9	1.9

Notes: 1. Debt at nominal value.

2. Debt recalculation in euro is based on BNB exchange rates of the relevant currencies against the Bulgarian lev valid for the last business day of each period.

3. Preliminary data for the last month.

New External Financing and Government Guaranteed Debt Payments as of 31 December

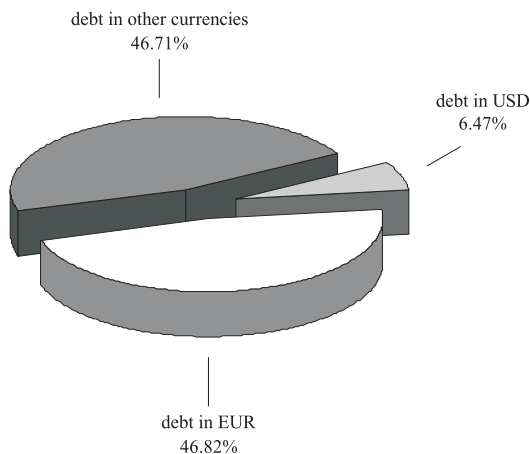
(BGN'000)

Structure	Received loans (tranches)	Payments, incl.	
		installments	interest
I. Domestic government guaranteed debt	-	-	-
II. External government guaranteed debt	98 412.4	124 421.1	39 966.9
1. World Bank	-	28 818.3	6 355.1
2. European Investment Bank	-	2 136.0	182.4
3. EBRD	-	18 348.9	3 309.0
4. Other	98 412.4	75 118.0	30 120.4
GOVERNMENT GUARANTEED DEBT	98 412.4	124 421.1	39 966.9

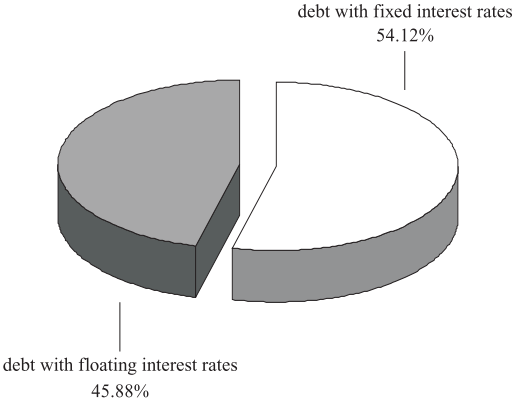
Notes: 1. Lev equivalence of the new external financing received and payments effected is calculated on the basis of BNB central exchange rates of the respective foreign currencies against the Bulgarian lev valid until 4.00 p.m. on the day of corresponding payment.
2. Preliminary data.

Chart 27

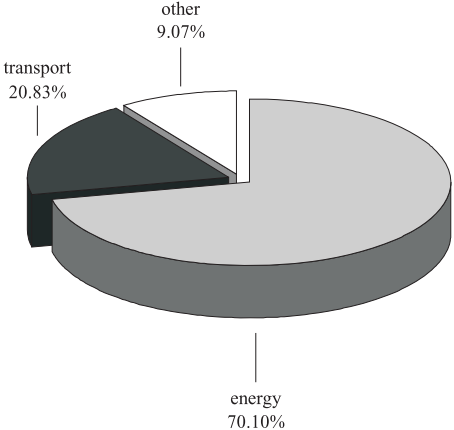
Government Guaranteed Debt Currency Structure as of 31 December



Government Guaranteed Debt Interest Rate Structure as of 31 December



Government Guaranteed Debt by Sector as of 31 December



6 MUNICIPAL DEBT AND SOCIAL SECURITY FUNDS DEBT STRUCTURE

Municipal Debt and Municipal Guarantees Amount

(BGN)

Structure	2008	2009				
	as of 31.XII.	as of 31.III.	as of 30.VI.	as of 30.IX.	as of 31.X.	as of 30.XI.
I. Domestic municipal debt and municipal guarantees (1+2)	267 440 298.00	269 347 456.00	285 376 890.00	300 038 964.00	306 576 412.00	320 240 415.00
<i>I. Municipal debt</i>						
<i>(1.1+1.2+1.3+1.4+1.5+1.6+1.7)</i>	<i>266 682 980.00</i>	<i>268 623 303.00</i>	<i>284 685 902.00</i>	<i>299 381 141.00</i>	<i>305 929 644.00</i>	<i>319 603 546.00</i>
1.1. Government securities issues (at nominal value as of corresponding period)	59 606 290.00	61 272 957.00	60 137 312.00	66 539 143.00	65 561 227.00	65 561 227.00
1.2. Debt under municipal land contracts	177 917 496.00	177 062 335.00	191 999 689.00	196 864 872.00	204 939 264.00	219 188 979.00
1.3. Debt of municipal enterprises under Article 52 of the Law on Municipal Property	-	-	-	-	-	-
1.4. Callable municipal guarantees	-	102 030.00	-	-	-	-
1.5. Noninterest-bearing loans, extended under Article 43, paragraph 1 of the Law on the Structure of the State Budget for financing temporary municipal budget deficit	-	-	-	-	-	-
1.6. Central budget noninterest-bearing loans, extended for financing expenditure till its recovery under programs co-financed by the EU	23 441 665.00	24 875 808.00	27 182 276.00	31 261 075.00	28 837 514.00	28 388 783.00
1.7. Obligations under commercial loan and financial leasing contracts of over two years	5 717 529.00	5 310 173.00	5 366 625.00	4 716 051.00	6 591 639.00	6 464 557.00
2. Municipal guarantees	757 318.00	724 153.00	690 988.00	657 823.00	646 768.00	636 869.00
II. External municipal debt and municipal guarantees (1+2)	179 168 013.22	241 168 436.59	243 290 723.52	263 152 940.59	259 215 834.45	318 182 808.85
<i>I. Municipal debt (1.1+1.2+1.3)</i>	<i>179 168 013.22</i>	<i>241 168 436.59</i>	<i>243 290 723.52</i>	<i>263 152 940.59</i>	<i>259 215 834.45</i>	<i>318 182 808.85</i>
in original currency	-	-	-	-	-	-
1.1. Government securities issues (at nominal value as of corresponding period) in original currency	-	-	-	-	-	-
1.2. Debt under municipal land contracts (lev equivalent)	179 168 013.22	241 168 436.59	243 290 723.52	263 152 940.59	259 215 834.45	318 182 808.85
in USD	2 750 000.00	2 620 000.00	2 620 000.00	2 500 000.00	2 500 000.00	2 500 000.00
in JPY	8 578 396 428.33	9 713 340 205.33	10 559 193 553.33	11 606 420 864.33	11 670 375 098.11	12 356 485 366.11
in EUR	22 322 096.80	47 286 944.97	44 617 028.81	44 289 497.78	44 180 321.12	65 801 892.12
1.3. Callable municipal guarantees in original currency	-	-	-	-	-	-
2. Municipal guarantees (lev equivalent) in EUR	-	-	-	-	-	-
III. Municipal debt and municipal guarantees, total (I+II)	446 608 311.22	510 515 892.59	528 667 613.52	563 191 904.59	565 792 246.45	638 423 223.85

- Notes:**
- The table has been structured under Article 3 of the Law on Municipal Debt.
 - The loan extended by the Council of Europe Development Bank (CEB) to the Republic of Bulgaria under the *Building and Rehabilitation of Houses for Rom Families* project (utilized by the Sofia Municipality) represents external municipal debt and is reported under *II. External municipal debt and municipal guarantees, 1.2. Debt under municipal land contracts*. This loan has been guaranteed by the government and is reported in the *Government Guaranteed Debt* table, *II. External government guaranteed debt*.
 - The loan extended by the Japan Bank for International Cooperation (JBIC) to the Sofia Municipality under the Loan Agreement is an external municipal debt and is reported under *II. External municipal debt and municipal guarantees, 1.2. Debt under municipal land contracts*. Pursuant to the Guarantee Agreement concluded between the Government of Bulgaria and the Government of Japan under the Loan Agreement, this loan is guaranteed by the Bulgarian Government and is reported in the *Government Guaranteed Debt* table, *II. External government guaranteed debt*.
 - Debt recalculation in US dollars and in euro is based on the BNB central exchange rates of the relevant currencies against the Bulgarian lev valid for the last business day of each period.

Social Security Funds Debt

(BGN'000)

Structure	2008	2009				
	as of 31.XII.	as of 31.III.	as of 30.VI.	as of 30.IX.	as of 31.X.	as of 30.XI.
Domestic debt	24 599.4	24 660.3	23 319.5	23 285.7	23 275.8	23 262.0
I. National Insurance Institute	24 599.4	24 660.3	23 319.5	23 285.7	23 275.8	23 262.0
1. Other*	24 599.4	24 660.3	23 319.5	23 285.7	23 275.8	23 262.0
2. Loans from the republican budget	-	-	-	-	-	-
II. National Health Insurance Fund	-	-	-	-	-	-
III. Teachers' Pension Fund	-	-	-	-	-	-
External debt	-	-	-	-	-	-

Note: Debt recalculation in US dollars and in euro is based on the BNB central exchange rates of the relevant currencies against the Bulgarian lev valid for the last business day of each period.

*This loan was extended by the Ministry of Finance to the National Insurance Institute under a subloan agreement concluded on the basis of the loan agreement between the Republic of Bulgaria and the International Bank for Reconstruction and Development (the World Bank) under the *Social Insurance Administration* project.

7

CONSOLIDATED GOVERNMENT DEBT AMOUNT

(million EUR)

Structure	2008	2009				
	as of 31.XII.	as of 31.III.	as of 30.VI.	as of 30.IX.	as of 31.X.	as of 30.XI.
I. Consolidated government debt	5 102.6	5 013.6	5 045.9	5 011.1	5 045.9	5 120.3
1. Central government debt	4 841.6	4 752.6	4 775.6	4 723.1	4 756.6	4 793.8
2. Social security funds debt	0.0	0.0	0.0	0.0	0.0	0.0
3. Municipal debt	261.0	261.0	270.3	288.0	289.3	326.4
Consolidated government debt/GDP (%)	15.0	15.4	15.5	15.4	15.5	15.7

- Notes:** 1. As of 1 April 2004 statistical reporting of total government, government guaranteed and consolidated debts has changed. The practice adopted as of January 2003 of reporting bond obligations at acquisition value has been discontinued. After the change, securities included in domestic and external debt are reported at nominal value.
2. Revised GDP projection of AEAF for 2009: BGN 63,710.0 million. GDP for 2008: BGN 66,728.1 million.
3. Debt recalculation in euro is based on the BNB central exchange rates of the relevant currencies against the Bulgarian lev valid for the last business day of each period.
4. The loan extended by the Ministry of Finance to the National Insurance Institute under a subloan agreement concluded on the basis of the loan agreement between the Republic of Bulgaria and the International Bank for Reconstruction and Development (the World Bank) under the *Social Insurance Administration* project is excluded from 2. *Social security funds debt* and is reported under 1. *Central government debt*.
5. The loan extended by the Japan Bank for International Cooperation (JBIC) to the Sofia Municipality under the Loan Agreement represents an external municipal debt and is reported under *Consolidated government debt*, 3. *Municipal debt*. Pursuant to the Guarantee Agreement concluded between the governments of Bulgaria and Japan under the Loan Agreement, this loan is guaranteed by the Bulgarian Government.

APPENDICES

Treasury Bonds

3-year government securities

Issue No.	BG2030107119 ⁵					
	First opening	Second opening	Third opening	Fourth opening	Fifth opening	Total for the issue
Auction date	05.02.2007	16.04.2007	04.06.2007	06.08.2007	22.10.2007	
Issue date	07.02.2007	07.02.2007	07.02.2007	07.02.2007	07.02.2007	07.02.2007
Maturity date	07.02.2010	07.02.2010	07.02.2010	07.02.2010	07.02.2010	07.02.2010
Nominal value of the offer (BGN'000)	35 000.00	35 000.00	20 000.00	30 000.00	30 000.00	150 000.00
Total nominal value of the bids received (BGN'000)	112 250.00	82 500.00	75 800.00	67 300.00	71 400.00	409 250.00
Total nominal value of the bids approved (BGN'000)	35 000.00	35 000.00	20 000.00	30 000.00	30 000.00	150 000.00
Average price of the bids approved per BGN 100 (%)	99.16	98.91	98.27	98.42	98.78	98.76
Interest rate	3.80	3.80	3.80	3.80	3.80	3.80
Bid-to-cover ratio	3.21	2.36	3.79	2.24	2.38	2.73
Average annual yield (%)	4.14	4.26	4.54	4.52	4.41	4.35

(continued)

5-year government securities

(continued)

Issue No.	First opening	Second opening	Third opening	Fourth opening	Total for the issue
			BG2030105113⁴		
Auction date	14.02.2005	09.05.2005	15.08.2005	10.10.2005	
Issue date	16.02.2005	16.02.2005	16.02.2005	16.02.2005	
Maturity date	16.02.2010	16.02.2010	16.02.2010	16.02.2005	16.02.2010
Nominal value of the offer (BGN'000)	25 000.00	25 000.00	25 000.00	25 000.00	100 000.00
Total nominal value of the bids received (BGN'000)	108 300.00	98 810.00	105 900.00	71 100.00	384 110.00
Total nominal value of the bids approved (BGN'000)	25 000.00	25 000.00	25 000.00	25 000.00	100 000.00
Average price of the bids approved per BGN 100 (%)	101.43	102.36	103.17	103.09	102.51
Interest rate	3.75	3.75	3.75	3.75	3.75
Bid-to-cover ratio	4.33	3.95	4.24	2.84	3.84
Average annual yield (%)	3.46	3.24	3.01	3.01	3.18

(continued)

5-year government securities

(continued)

Issue No.	First opening	Second opening	Third opening	Fourth opening	Fifth opening	Sixth opening	Total for the issue
	BG2030006113⁶						
Auction date	23.01.2006	20.03.2006	29.05.2006	13.11.2006	19.10.2009	16.11.2009	
Issue date	25.01.2006	25.01.2006	25.01.2006	25.01.2006	25.01.2006	25.01.2006	25.01.2006
Maturity date	25.01.2011	25.01.2011	25.01.2011	25.01.2011	25.01.2011	25.01.2011	25.01.2011
Nominal value of the offer (BGN'000)	45 000.00	45 000.00	45 000.00	20 000.00	35 000.00	35 000.00	255 000.00
Total nominal value of the bids received (BGN'000)	125 710.00	75 100.00	72 870.00	77 450.00	136 850.00	72 575.00	560 555.00
Total nominal value of the bids approved (BGN'000)	45 000.00	45 000.00	45 000.00	20 000.00	35 000.00	35 000.00	255 000.00
Average price of the bids approved per BGN 100 (%)	98.37	96.82	95.47	96.12	99.14	99.06	97.51
Interest rate	3.00	3.00	3.00	3.00	3.00	3.00	3.00
Bid-to-cover ratio	2.79	1.67	1.62	3.87	3.01	2.07	2.49
Average annual yield (%)	3.58	3.76	4.12	4.05	3.74	3.86	3.79

(continued)

5-year government securities

(continued)

Issue No.	First opening	Second opening	Third opening	Fourth opening	Fifth opening	Sixth opening	Seventh opening	Eighth opening	Ninth opening	Tenth opening	Total for the issue
					BG2030007111 ¹⁰						
Auction date	22.01.2007	05.03.2007	21.05.2007	23.07.2007	24.09.2007	26.11.2007	11.05.2009	13.07.2009	23.11.2009	07.12.2009	
Issue date	24.01.2007	24.01.2007	24.01.2007	24.01.2007	24.01.2007	24.01.2007	24.01.2007	24.01.2007	24.01.2007	24.01.2007	24.01.2007
Maturity date	24.01.2012	24.01.2012	24.01.2012	24.01.2012	24.01.2012	24.01.2012	24.01.2012	24.01.2012	24.01.2012	24.01.2012	24.01.2012
Nominal value of the offer (BGN'000)	35 000.00	30 000.00	25 000.00	35 000.00	25 000.00	30 000.00	35 000.00	30 000.00	20 000.00	30 000.00	295 000.00
Total nominal value of the bids received (BGN'000)	101 600.00	94 000.00	88 950.00	92 402.20	72 650.00	43 350.00	38 475.00	43 300.00	49 750.00	90 550.00	715 027.20
Total nominal value of the bids approved (BGN'000)	35 000.00	30 000.00	25 000.00	35 000.00	25 000.00	30 000.00	35 000.00	30 000.00	20 000.00	30 000.00	295 000.00
Average price of the bids approved per BGN 100 (%)	99.22	99.71	98.29	97.55	97.96	96.97	95.90	95.06	99.75	99.89	97.94
Interest rate	4.00	4.00	4.00	4.00	4.00	4.00	4.00	4.00	4.00	4.00	4.00
Bid-to-cover ratio	2.90	3.13	3.56	2.64	2.91	1.45	1.10	1.44	2.49	3.02	2.42
Average annual yield (%)	4.22	4.11	4.46	4.66	4.57	4.87	5.74	6.23	4.17	4.10	4.75

(continued)

5-year government securities

(continued)

Issue No.	First opening	Second opening	BG2030008119 ³ Third opening	Total for the issue	First opening	Second opening	BG2030009117 ⁴ Third opening	Fourth opening	Total for the issue
Auction date	18.02.2008	16.06.2008	20.10.2008	16.02.2009	22.06.2009	28.10.2009	14.12.2009		
Issue date	20.02.2008	20.02.2008	20.02.2008	20.02.2008	18.02.2009	18.02.2009	18.02.2009	18.02.2009	18.02.2009
Maturity date	20.02.2013	20.02.2013	20.02.2013	20.02.2013	18.02.2014	18.02.2014	18.02.2014	18.02.2014	18.02.2014
Nominal value of the offer (BGN'000)	30 000.00	35 000.00	19 800.00	84 800.00	30 000.00	30 000.00	30 000.00	30 000.00	120 000.00
Total nominal value of the bids received (BGN'000)	84 775.00	91 229.00	80 275.00	256 279.00	78 975.00	18 875.00	81 900.00	54 050.00	233 800.00
Total nominal value of the bids approved (BGN'000)	30 000.00	35 000.00	19 800.00	84 800.00	30 000.00	13 000.00	30 000.00	30 000.00	103 000.00
Average price of the bids approved per BGN 100 (%)	98.09	94.88	90.73	95.05	92.36	90.92	97.75	98.52	95.54
Interest rate	4.25	4.25	4.25	4.25	4.45	4.45	4.45	4.45	4.45
Bid-to-cover ratio	2.83	2.61	4.05	3.02	2.63	0.63	2.73	1.80	1.95
Average annual yield (%)	4.74	5.59	6.88	5.59	6.35	6.87	5.10	4.90	5.63

(continued)

7-year government securities

(continued)

Issue No.	BG2040103215 ⁵					Total for the issue
	First opening	Second opening	Third opening	Fourth opening	Fifth opening	
Auction date	03.02.2003	14.04.2003	07.05.2003	21.07.2003	20.10.2003	
Issue date	05.02.2003	05.02.2003	05.02.2003	05.02.2003	05.02.2003	05.02.2003
Maturity date	05.02.2010	05.02.2010	05.02.2010	05.02.2010	05.02.2010	05.02.2010
Nominal value of the offer (BGN'000)	20 000.00	20 000.00	20 000.00	15 000.00	30 000.00	105 000.00
Total nominal value of the bids received (BGN'000)	77 850.00	49 650.00	34 800.00	46 260.00	68 030.00	276 590.00
Total nominal value of the bids approved (BGN'000)	20 000.00	20 000.00	20 000.00	15 000.00	30 000.00	105 000.00
Average price of the bids approved per BGN 100 (%)	100.42	98.90	98.06	101.92	102.27	100.42
Interest rate	5.875	5.875	5.875	5.875	5.875	5.875
Bid-to-cover ratio	3.89	2.48	1.74	3.08	2.27	2.63
Average annual yield (%)	5.80	6.07	6.22	5.54	5.48	5.80

(continued)

7-year government securities

(continued)

Issue No.	BG2040203213 ^{2*}			BG2040104213 ⁴			Total for the issue	Fourth opening	Total for the issue
	First opening	Second opening	Total for the issue	First opening	Second opening	Third opening			
Auction date	18.02.2003	10.03.2003		09.02.2004	03.05.2004	01.11.2004		07.12.2004	
Issue date	24.02.2003	24.02.2003	24.02.2003	11.02.2004	11.02.2004	11.02.2004		11.02.2004	11.02.2004
Maturity date	24.05.2010	24.05.2010	24.05.2010	11.02.2011	11.02.2011	11.02.2011		11.02.2011	11.02.2011
Nominal value of the offer (BGN'000)	50 000.00	25 000.00	75 000.00	20 000.00	20 000.00	20 000.00		20 000.00	80 000.00
Total nominal value of the bids received (BGN'000)	139 990.00	76 475.00	216 465.00	76 850.00	39 060.00	90 400.00		97 000.00	303 310.00
Total nominal value of the bids approved (BGN'000)	50 000.00	55 000.00	105 000.00	20 000.00	20 000.00	20 000.00		20 000.00	80 000.00
Average price of the bids approved per BGN 100 (%)	100.99	100.55	100.76	98.42	96.77	99.61		101.69	99.12
Interest rate	5.75	5.75	5.75	4.75	4.75	4.75		4.75	4.75
Bid-to-cover ratio	2.80	3.06	2.89	3.84	1.95	4.52		4.85	3.79
Average annual yield (%)	5.58	5.65	5.62	5.02	5.31	4.82		4.48	4.91

(continued)

10-year government securities

(continued)

Issue No.	BG2040202215 ⁴				BG204003217 ²		Total for the issue
	First opening	Second opening	Third opening	Fourth opening	First opening	Second opening	
Auction date	15.04.2002	22.04.2002	17.06.2002	22.07.2002	06.01.2003	31.03.2003	
Issue date	17.04.2002	17.04.2002	17.04.2002	17.04.2002	08.01.2003	08.01.2003	08.01.2003
Maturity date	17.04.2012	17.04.2012	17.04.2012	17.04.2012	08.01.2013	08.01.2013	08.01.2013
Nominal value of the offer (BGN'000)	15 000.00	25 000.00	25 000.00	25 000.00	30 000.00	20 000.00	50 000.00
Total nominal value of the bids received (BGN'000)	72 080.00	59 589.60	42 338.50	28 859.30	94 289.80	56 355.00	150 644.80
Total nominal value of the bids approved (BGN'000)	15 000.00	25 000.00	25 000.00	19 920.00	30 000.00	20 000.00	50 000.00
Average price of the bids approved per BGN 100 (%)	98.14	96.77	95.92	93.76	104.08	105.18	104.52
Interest rate	7.50	7.50	7.50	7.50	7.50	7.50	7.50
Bid-to-cover ratio	4.81	2.38	1.69	1.15	3.14	2.82	3.01
Average annual yield (%)	7.77	7.97	8.10	8.44	6.93	6.78	6.87

(continued)

10-year government securities

(continued)

Issue No.	BG2040303211 ²				BG2040004215 ⁴				Total for the issue
	First opening	Second opening	Total for the issue	First opening	Second opening	Third opening	Fourth opening		
Auction date	30.06.2003	29.09.2003		02.02.2004	13.04.2004	04.10.2004	15.11.2004		
Issue date	02.07.2003	02.07.2003	02.07.2003	04.02.2004	04.02.2004	04.02.2004	04.02.2004	04.02.2004	
Maturity date	02.07.2013	02.07.2013	02.07.2013	04.02.2014	04.02.2014	04.02.2014	04.02.2014	04.02.2014	
Nominal value of the offer (BGN'000)	20 000.00	30 000.00	50 000.00	20 000.00	20 000.00	20 000.00	20 000.00	80 000.00	
Total nominal value of the bids received (BGN'000)	69 350.00	78 753.00	148 103.00	85 300.00	82 680.00	86 010.00	78 128.00	332 118.00	
Total nominal value of the bids approved (BGN'000)	20 000.00	30 000.00	50 000.00	20 000.00	20 000.00	20 000.00	20 000.00	80 000.00	
Average price of the bids approved per BGN 100 (%)	98.82	97.71	98.15	97.85	99.20	99.75	101.47	99.57	
Interest rate	5.75	5.75	5.75	5.20	5.20	5.20	5.20	5.20	
Bid-to-cover ratio	3.47	2.63	2.96	4.27	4.13	4.30	3.91	4.15	
Average annual yield (%)	5.91	6.06	6.00	5.48	5.30	5.23	5.01	5.26	

(continued)

10-year government securities

(continued)

Issue No.	First opening	Second opening	Third opening	Fourth opening	Fifth opening	Sixth opening	Total for the issue
	BG2040005212⁶						
Auction date	10.01.2005	07.03.2005	06.06.2005	04.07.2005	19.09.2005	03.10.2005	
Issue date	12.01.2005	12.01.2005	12.01.2005	12.01.2005	12.01.2005	12.01.2005	12.01.2005
Maturity date	12.01.2015	12.01.2015	12.01.2015	12.01.2015	12.01.2015	12.01.2015	12.01.2015
Nominal value of the offer (BGN'000)	25 000.00	25 000.00	15 000.00	35 000.00	25 000.00	25 000.00	150 000.00
Total nominal value of the bids received (BGN'000)	130 600.00	102 150.00	86 325.00	158 625.00	79 707.00	80 350.00	637 757.00
Total nominal value of the bids approved (BGN'000)	25 000.00	25 000.00	15 000.00	35 000.00	25 000.00	25 000.00	150 000.00
Average price of the bids approved per BGN 100 (%)	100.68	101.09	103.74	105.00	106.40	106.20	103.94
Interest rate	4.25	4.25	4.25	4.25	4.25	4.25	4.25
Bid-to-cover ratio	5.22	4.09	5.76	4.53	3.19	3.21	4.25
Average annual yield (%)	4.21	4.16	3.82	3.66	3.47	3.49	3.79

(continued)

10-year government securities

(continued)

Issue No.	First opening	Second opening	Third opening	Fourth opening	Fifth opening	Total for the issue
	BG2040006210⁵					
Auction date	03.01.2006	20.02.2006	25.04.2006	24.07.2006	18.12.2006	
Issue date	04.01.2006	04.01.2006	04.01.2006	04.01.2006	04.01.2006	04.01.2006
Maturity date	04.01.2016	04.01.2016	04.01.2016	04.01.2016	04.01.2016	04.01.2016
Nominal value of the offer (BGN'000)	50 000.00	30 000.00	50 000.00	20 000.00	20 000.00	170 000.00
Total nominal value of the bids received (BGN'000)	96 350.00	107 905.00	97 410.00	67 765.00	87 500.00	456 930.00
Total nominal value of the bids approved (BGN'000)	50 000.00	30 000.00	50 000.00	20 000.00	20 000.00	170 000.00
Average price of the bids approved per BGN 100 (%)	98.26	97.61	92.02	91.00	95.36	95.11
Interest rate	3.50	3.50	3.50	3.50	3.50	3.50
Bid-to-cover ratio	1.93	3.60	1.95	3.39	4.38	2.69
Average annual yield (%)	3.74	3.83	4.58	4.74	4.16	4.17

(continued)

10-year government securities

(continued)

Issue No.	First opening	Second opening	Third opening	Fourth opening	Fifth opening	Sixth opening	Seventh opening	Eighth opening	Total for the issue
	BG2040007218 ⁸								
Auction date	08.01.2007	19.02.2007	12.03.2007	07.05.2007	09.07.2007	17.09.2007	12.11.2007	03.12.2007	
Issue date	10.01.2007	10.01.2007	10.01.2007	10.01.2007	10.01.2007	10.01.2007	10.01.2007	10.01.2007	10.01.2007
Maturity date	10.01.2017	10.01.2017	10.01.2017	10.01.2017	10.01.2017	10.01.2017	10.01.2017	10.01.2017	10.01.2017
Nominal value of the offer (BGN'000)	35 000.00	30 000.00	30 000.00	25 000.00	35 000.00	35 000.00	30 000.00	30 000.00	250 000.00
Total nominal value of the bids received (BGN'000)	133 640.00	120 700.00	98 700.00	93 600.00	87 600.00	69 050.00	53 700.00	59 050.00	716 040.00
Total nominal value of the bids approved (BGN'000)	35 000.00	30 000.00	30 000.00	25 000.00	35 000.00	35 000.00	30 000.00	30 000.00	250 000.00
Average price of the bids approved per BGN 100 (%)	99.94	99.72	100.18	99.05	95.95	98.27	96.22	93.24	97.81
Interest rate	4.25	4.25	4.25	4.25	4.25	4.25	4.25	4.25	4.25
Bid-to-cover ratio	3.82	4.02	3.29	3.74	2.50	1.97	1.79	1.97	2.86
Average annual yield (%)	4.31	4.34	4.28	4.43	4.85	4.54	4.83	5.27	4.61

(continued)

10-year government securities

(continued)

Issue No.	First opening	Second opening	Third opening	Fourth opening	Fifth opening	Sixth opening	Total for the issue
	BG2040008216⁶						
Auction date	14.01.2008	10.03.2008	19.05.2008	29.09.2008	10.11.2008	08.11.2008	
Issue date	16.01.2008	16.01.2008	16.01.2008	16.01.2008	16.01.2008	16.01.2008	16.01.2008
Maturity date	16.01.2018	16.01.2018	16.01.2018	16.01.2018	16.01.2018	16.01.2018	16.01.2018
Nominal value of the offer (BGN'000)	30 000.00	35 000.00	40 000.00	30 000.00	35 000.00	30 000.00	170 000.00
Total nominal value of the bids received (BGN'000)	70 000.00	97 135.00	88 775.00	96 600.00	85 57510.00	68 200.00	438 085.00
Total nominal value of the bids approved (BGN'000)	30 000.00	35 000.00	40 000.00	30 000.00	3 500.00	30 000.00	138 500.00
Average price of the bids approved per BGN 100 (%)	95.29	98.21	95.36	89.20	82.88	82.01	92.21
Interest rate	4.50	4.50	4.50	4.50	4.50	4.50	4.50
Bid-to-cover ratio	2.33	2.78	2.22	3.22	2.45	2.27	2.58
Average annual yield (%)	5.17	4.78	5.28	6.12	7.19	7.36	5.69

(continued)

10-year government securities

(continued)

Issue No.	First opening	Second opening	Third opening	Fourth opening	Fifth opening	Sixth opening	Total for the issue
			BG2040009214 ⁶				
Auction date	26.01.2009	06.04.2009	25.05.2009	27.07.2009	28.09.2009	30.09.2009	
Issue date	28.01.2009	28.01.2009	28.01.2009	28.01.2009	28.01.2009	28.01.2009	28.01.2009
Maturity date	28.01.2019	28.01.2019	28.01.2019	28.01.2019	28.01.2019	28.01.2019	28.01.2019
Nominal value of the offer (BGN'000)	30 000.00	35 000.00	35 000.00	24 250.00	30 000.00	30 000.00	184 250.00
Total nominal value of the bids received (BGN'000)	71 800.00	59 050.00	35 475.00	24 250.00	98 550.00	85 850.00	374 975.00
Total nominal value of the bids approved (BGN'000)	30 000.00	35 000.00	24 975.00	7 525.00	30 000.00	30 000.00	157 500.00
Average price of the bids approved per BGN 100 (%)	84.86	85.71	83.69	80.87	85.23	85.38	84.84
Interest rate	4.95	4.95	4.95	4.95	4.95	4.95	4.95
Bid-to-cover ratio	2.39	1.69	1.01	1.00	3.29	2.86	2.04
Average annual yield (%)	7.21	7.11	7.47	7.99	7.27	7.25	7.29

(continued)

15-year government securities

(continued)

Issue No.	First opening	Second opening	Third opening	Fourth opening	Total for the issue
	BG2040403219^{4*}				
Auction date	03.11.2003	19.01.2004	02.08.2004	03.01.2005	
Issue date	12.11.2003	12.11.2003	12.11.2003	12.11.2003	12.11.2003
Maturity date	11.10.2018	11.10.2018	11.10.2018	11.10.2018	11.10.2018
Nominal value of the offer (BGN'000)	20 000.00	50 000.00	15 000.00	15 000.00	100 000.00
Total nominal value of the bids received (BGN'000)	73 628.54	124 820.00	62 878.00	89 545.00	350 871.54
Total nominal value of the bids approved (BGN'000)	20 000.00	50 000.00	15 000.00	15 000.00	100 000.00
Average price of the bids approved per BGN 100 (%)	94.81	99.43	100.59	110.58	100.35
Interest rate	6.00	6.00	6.00	6.00	6.00
Bid-to-cover ratio	3.68	2.50	4.19	5.97	3.51
Average annual yield (%)	6.55	6.06	5.94	4.99	5.96

¹ The price indicated in the *Total for the issue* column is a result of the one auction organized for sale of this issue.

² The price indicated in the *Total for the issue* column is a result of the two auctions organized for sale of this issue.

³ The price indicated in the *Total for the issue* column is a result of the three auctions organized for sale of this issue.

⁴ The price indicated in the *Total for the issue* column is a result of the four auctions organized for sale of this issue.

⁵ The price indicated in the *Total for the issue* column is a result of the five auctions organized for sale of this issue.

⁶ The price indicated in the *Total for the issue* column is a result of the six auctions organized for sale of this issue.

⁷ The price indicated in the *Total for the issue* column is a result of the seven auctions organized for sale of this issue.

⁸ The price indicated in the *Total for the issue* column is a result of the eight auctions organized for sale of this issue.

⁹ The price indicated in the *Total for the issue* column is a result of the nine auctions organized for sale of this issue.

¹⁰ The price indicated in the *Total for the issue* column is a result of the ten auctions organized for sale of this issue.

* Issues Nos. BG2040203213 and BG2040403219 are denominated in euro and all related values are also in euro.

Note: Since 22 November 2004 government securities yield has been calculated according to ISMA – International Yield.

Government Securities Issued to Settle Non-performing Loans of State-owned Companies to Banks

Legal regulation	CMD 244/91	CMD 186/93	Art. 4 ZUNK/93	Art. 5 ZUNK/93	CMD 3/94	§10 of TFP of SBL/99
Issue No.	BG 2000192224	BG 2009993226	BG 2009893228	BG 2009794228	BG 2009693222	BG 2040099223
Issue date	01.01.1992	01.07.1993	01.10.1993	01.01.1994	01.12.1993	01.07.1999
Maturity date	01.01.2011	01.07.2017	01.10.2018	01.01.2019	01.12.2018	01.01.2019
Maturity (years)	19	24	25	25	25	19.5
Grace period (years)	4	4	5	5	5	
Redemption term (years)	15	20	20	20	20	19.5
Repayments	15 equal annual installments	20 equal annual installments	20 equal annual installments	20 equal annual installments	20 equal annual installments	20 equal annual installments
Principal (thousand)	BGN 550.35	BGN 1017.47	BGN 3875.63	USD 98,890.27	BGN 415.84	EUR 83,530.87
Interest payments	semiannual	semiannual	semiannual	semiannual	annual	semiannual
Interest	BIR+1	BIR	BIR	LIBOR*	BIR	EURIBOR**

* Six-month LIBOR of the US dollar for the preceding interest period; the amount of the interest coupon is announced by the Minister of Finance three days after the beginning of each interest period.

** Six-month EURIBOR for the preceding interest period; the amount of the interest coupon is announced by the Minister of Finance three days after the beginning of each interest period.

EUR-denominated issue BG 2040099223 has the same status as the USD-denominated issue BG 2009794228 (issued under Article 5 of ZUNK).

Pursuant to CM Decree No. 221 of 1995, holders of long-term government bonds issued under ZUNK, CM Decree No. 244 of 1991, No. 186 of 1993 and No. 3 of 1994 may use them as legal tender in privatisation transactions.

Pursuant to CM Decree No. 22 of 1995, long-term government bonds issued under ZUNK may be used to repay obligations of state-owned enterprises, firms and commercial companies to the government, transformed under Article 10 of ZUNK. In meeting these obligations, long-term government bonds are valued at their nominal for the bonds denominated in US dollars, and 80% for those denominated in levs.

Principals are based on actual data as of 31 December 2009.

LIST

of Financial Institutions Approved by the Ministry of Finance and the Governor of the Bulgarian National Bank to Act as Government Securities Primary Dealers between 1 January 2010 and 31 December 2010

No.	Financial institution	Reuters page of government securities quotations	Bloomberg page of government securities quotations	Website
1	DSK BANK 19 Moskovska Str., 1036 Sofia tel. (+359 2) 9391220	SSBG 01-03	DSKB	www.dskbank.bg
2	UNICREDIT BULBANK 7 Sveta Nedelya Sq., 1000 Sofia tel. (+359 2) 9232111	BGTB 01-03		www.bulbank.bg
3	EUROBANK EFG BULGARIA 14 Tsar Osvoboditel Blvd., 1048 Sofia tel. (+359 2) 8166000	BPBB 01-03		www.postbank.bg
4	UNITED BULGARIAN BANK 5 Sveta Sofia Str., 1040 Sofia tel. (+359 2) 2811+extension	UBBB 01-03		www.ubb.bg
5	MUNICIPAL BANK 6 Vrabcha Str., 1000 Sofia tel. (+359 2) 9300111	SMBK 01-03		www.municipalbank.bg
6	FIRST INVESTMENT BANK 37 Dragan Tsankov Blvd., 1797 Sofia tel.: (+359 2) 8171100	BFIB 01-03		www.fibank.bg
7	RAIFFEISENBANK (BULGARIA) 18-20 Nikolay Gogol Str., 1504 Sofia tel. (+359 2) 91985101	RBBS 01-03		www.raiffeisen.bg
8	SOCIETE GENERALE EXPRESSBANK - Varna 92 Vladislav Varnenchik Blvd., 9000 Varna tel. (+359 52) 686100	EBVB 01-03		www.sgexpressbank.bg
9	CIBANK 2 Slavjanska Str., 1000 Sofia тел.: (+359 2) 9399240	RIBB 01-03		www.cibank.bg
10	ALLIANZ BANK BULGARIA 79 Knyaginya Maria-Louisa Blvd., 1202 Sofia tel. (+359 2) 9215404	BGIN 01-03		www.bank.allianz.bg
11	CENTRAL COOPERATIVE BANK 103 Rakovski Str., 1000 Sofia tel. (+359 2) 9266107	SCCB 01-03		www.ccbank.bg

Credit Ratings Range for Bulgaria

		Moody's	S&P	Fitch	JCRA	
Investment grade		Aaa	AAA	AAA	AAA	
		Aa1	AA+	AA+	AA+	
		Aa2	AA	AA	AA	
		Aa3	AA-	AA-	AA-	
		A1	A+	A+	A+	
		A2	A	A	A	
		A3	A-	A-	A-	30 April 2009
		Baa1	BBB+	BBB+	BBB+	1 Dec. 2009
		Baa2	BBB	BBB	BBB	20 March 2009
		Baa3	BBB-	BBB-	BBB-	24 July 2009
Subinvestment grade		Ba1	BB+	BB+	BB+	
		Ba2	BB	BB	BB	
		Ba3	BB-	BB-	BB-	
		B1	B+	B+	B+	
		B2	B	B	B	
	27 Sept. 1996	B3	B-	B-	B-	
		Caa	CCC+	CCC	CCC	
		
	C	D	D	D		

Long-term government securities: foreign currency



Long-term government securities: local currency

